



Community Toolkit

Campaign for Grade Level Reading

Why are Mentors Important to Elementary Students?

When students have a Mentor...

- *Learning to read becomes more enjoyable and students become more enthusiastic about books and learning.*
- *Students are exposed to new places and ideas through the reading materials volunteers share with them.*
- *Students learn to think more creatively.*
- *Students improve their listening and vocabulary skills.*
- *Students are exposed to the world beyond school.*
- *Students become more confident because they know their volunteers make time for them and enjoy reading with them.*
- *Students gain background knowledge, which helps them make sense of what they see, hear and read.*
- *Children who value books are motivated to read on their own.*

What the Research Says

About Reading Aloud to Children:

“The single most important activity for building knowledge for their eventual success in reading is reading aloud to children.” – Becoming a Nation of Readers Report, The National Commission on Reading, 1985

“The single most important activity for building these understandings and skills essential for reading success appears to be reading aloud to children.” –Bus, Van Dzendooorn, and Pellegrini, 1995: Wells 1985

“Shared book reading times that involve talking about the book and other topics is the first of three recommended key practices to support language theory and literacy development.” - Preventing Reading Difficulties in Young Children, the 1998 report of the Committee on the Prevention of Reading Difficulties in Young Children

About Vocabulary Development:

A child’s vocabulary upon entering kindergarten is a prime predictor of that child’s future success in school.

According to the Hart and Risley Report, *The 30 Million Word Gap*, there is a major difference in the total number of words heard by children at age 4 from different socioeconomic groups:

Professional (Higher Income) Families	Working Class Families	Lower Income Families
45 Million Words	26 Million Words	13 Million Words
Some children enter school having heard <i>32 million fewer words!</i>		

Goals & Purpose

Through a partnership between the School District of Manatee County and our community, adult volunteers will “meet” (in person or virtually) with children enrolled in Title I schools once a week to read one-to-one at a predetermined time selected between the mentor and the family.

Our goals are to:

- Generate enthusiasm for books and reading.
- Improve children’s listening comprehension, vocabulary, ability to articulate thoughts and background knowledge— all fundamental literacy skills.
- Increase children’s self-esteem through consistent weekly attention from their mentors.
- Provide flexible, convenient volunteer experiences for area professionals and community volunteers.
- Bring community support and resources into elementary schools and expose children to people of diverse cultures and backgrounds.
- Help close the vocabulary gap by reading aloud to children.

Role of the Mentor

The mentor will “meet” (in person or virtually) with an elementary school student one-on-one weekly for approximately 30-60 minutes. The mentor will use approved books selected by their organization. The mentor will talk with and listen to the child. They will read aloud to the child and encourage the child to share the volunteer’s enthusiasm for books.

At times mentors may also be asked to play educational games with students based on phonemic awareness, phonics, fluency, and/or comprehension. These games are included in this toolkit.

The mentor is a positive role model for the students who provides them with consistent weekly attention. The mentor will keep track of the time and activities that they conduct with each student, using the attached form. Mentors will provide these time logs to their agencies.

Reading Volunteer Activities

TABLE OF CONTENTS

Reading Area of Focus	Activity	Directions	Materials
Comprehension	Interactive Read Aloud (K- 1st) BDA	While reading aloud to the student be sure to use voice inflection and make your reading fun. Use the Before, During and After Reading Routine script to help guide your discussion with the student.	Book, Before, During and After Reading Routine Script
Comprehension	Interactive Read Aloud (2nd- 3rd) Question Stems	While reading aloud to the student, use the Reading Response Choices for either Fiction or Non-Fiction depending on the type of book read. Have the child select three of the questions to answer from the chart.	Book, Reading Response Choices Handout
Phonics	Sight Word Practice/ Super Speed 100/ 1000	Use either the Super Speed 100 (Grades K- 1) or 1000 (Grades 2-3) packet to practice Sight Words.	Super Speed 100/ 1000 packets
Phonics	Word Sorts (Grades K-3)	Use the directions found in the toolkit and select 2-3 word lists to sort. Make word cards using index cards and the grade level list found. This activity can be used multiple times with various sorts.	Index Cards, Grade Level Word List- Word Sort Directions
Fluency	3- Read Fluency Routines (Grades K-3)	Use the 3-Read Fluency Routine script and the reading passages/ nursery rhymes to practice fluent reading with the student.	3-Read Fluency Routines Script, Nursery Rhymes, Fluency Passages

Reading Volunteer Activities

Before, During and After Reading Strategies

Kindergarten and First

Before reading have students do 1-2 of the following:

- 1) Make predictions about the story based on the book cover and title.
- 2) Do a “picture walk”- look through the pictures in the book and make guesses about what the story might be about.
- 3) Have the student point out different parts of the book- identifying the cover, title, author...
- 4) Discuss what the student knows about the book topic and list any questions they may have that could be answered after reading.

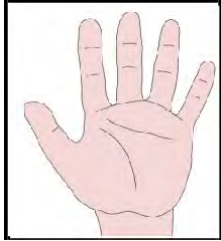
During reading remind the student to:

- 1) Think about how the word starts if they are not sure what it is.
- 2) Make guesses about the word based on picture clues and the letters in the word.
- 3) Stop periodically and ask the student questions about what they have read and/ or to make guesses about what will happen next.

After Reading ask the student to:

- 1) Retell the story using the 5- Finger Retelling Bookmark included in this packet.
- 2) Tell you what was the main thing that happened at the beginning, the middle and the end of the story.
- 3) Answer 3-5 questions about the story that they may have to go back into the story in order to answer.

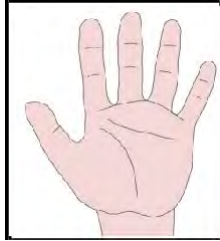
Five-Finger Retell



- 1. Characters**
- 2. Setting**
- 3. Problem**
- 4. Events**
- 5. Ending**

Retell the story using your thumb (1. Characters)
index finger (2. Setting)
tall finger (3. Problem)
ring finger (4. Events)
little finger (5. Ending)

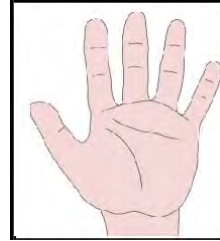
Five-Finger Retell



- 1. Characters**
- 2. Setting**
- 3. Problem**
- 4. Events**
- 5. Ending**

Retell the story using your thumb (1. Characters)
index finger (2. Setting)
tall finger (3. Problem)
ring finger (4. Events)
little finger (5. Ending)

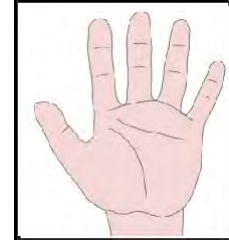
Five-Finger Retell



- 1. Characters**
- 2. Setting**
- 3. Problem**
- 4. Events**
- 5. Ending**

Retell the story using your thumb (1. Characters)
index finger (2. Setting)
tall finger (3. Problem)
ring finger (4. Events)
little finger (5. Ending)

Five-Finger Retell



- 1. Characters**
- 2. Setting**
- 3. Problem**
- 4. Events**
- 5. Ending**









Retell the story using your thumb (1. Characters)
index finger (2. Setting)
tall finger (3. Problem)
ring finger (4. Events)
little finger (5. Ending)

Reading Volunteer Activities





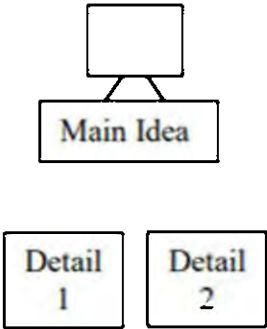


Reading Response Choices for Fiction (Grades 2-3)

Each day, choose one of the activities for your written response.

Put a check in the box when you have used the response.

Name _____		
<p>Which character deserves an award? Why?</p> <div style="text-align: center;">  </div> <div style="text-align: center; margin-top: 10px;"> <input type="checkbox"/> </div>	<p>Draw a picture that describes the setting. How is the setting important to the plot?</p> <div style="text-align: center;">  </div> <div style="text-align: center; margin-top: 10px;"> <input type="checkbox"/> </div>	<p>How was the problem solved? Draw a picture to describe it.</p> <div style="text-align: center;">  </div> <div style="text-align: center; margin-top: 10px;"> <input type="checkbox"/> </div>
<p>Use the 5-finger retelling to retell the story.</p> <div style="text-align: center;">  </div> <div style="text-align: center; margin-top: 10px;"> <input type="checkbox"/> </div>	<p>Describe and illustrate your favorite event in the story.</p> <div style="text-align: center;">  </div> <div style="text-align: center; margin-top: 10px;"> <input type="checkbox"/> </div>	<p>Compare two characters in the story. How were they alike?</p> <div style="text-align: center;">  </div> <div style="text-align: center; margin-top: 10px;"> <input type="checkbox"/> </div>
<p>Contrast two characters in the story. How were they different?</p> <div style="text-align: center;">  </div> <div style="text-align: center; margin-top: 10px;"> <input type="checkbox"/> </div>	<p>Make a connection. What did the story remind you of?</p> <div style="text-align: center;">  </div> <div style="text-align: center; margin-top: 10px;"> <input type="checkbox"/> </div>	<p>Draw three pictures to describe events that happened in the beginning, middle, and end of the story. Write about each picture.</p> <p style="text-align: center; font-size: 2em; font-weight: bold; letter-spacing: 0.5em;">B-M-E</p> <div style="text-align: center; margin-top: 10px;"> <input type="checkbox"/> </div>

Reading Volunteer Activities

<p>What questions do you have about the topic?</p>  <input type="text"/>	<p>What connections did you make as you read?</p>  <input type="text"/>	<p>Write about some facts you learned from your reading. Share your opinion about something you read.</p>  <input type="text"/>
<p>Pick three events from your book and write about the things that caused those events to happen.</p>  <p>Cause > Effect</p> <input type="text"/>	<p>Describe and illustrate the main ideas and details you read this week.</p>  <input type="text"/>	<p>Compare or contrast ideas from the book. Write about two things that are similar or different.</p>  <input type="text"/>
<p>Draw a picture that summarizes what you learned this week. Label your drawing to identify important ideas.</p> <input type="text"/>	<p>What information was most interesting to you?</p>  <input type="text"/>	<p>Write a letter to the author. What did you like? What questions do you have?</p> <input type="text"/>

A Sample Read Aloud Session

Before the Session:

- The mentor will choose an approved book selected by your agency.
- The mentor should read the story and select special words for vocabulary study (no more than one to two words).

During the Session:

Pre-Reading

- Meet with the student, greet the student, make conversation with the student.
- Set expectations; ask your student to listen to the story as you read it aloud.
- Hold the book up, read the title, author's name, and illustrator's names.
- Take a picture walk through the story (turn each page and show just the pictures). Then, ask children to make predictions; "What do you think this book will be about?"
- Over time, (not all in one setting) and depending on the age and maturity of the child, point out some of the features of print:
 - Print starts at the top of the page and travels from left to right, top to bottom, line by line.
 - There are spaces between words.
 - There are capital letters and varying punctuation (. , ? !)
 - Pages may be numbered

During Reading

- Read the book aloud to the student. Read with expression at a moderate pace.
 - Make sure the child is able to see the pictures and read slowly enough for the child to build mental pictures of what you are reading.
 - Vary your pitch and intensity as you read.
- Bring attention to pictures to establish meaning.
- Let your love of books show to the child – you are a living commercial for the power and excitement of the printed word.
 - If you or the child are not enjoying the book, don't feel compelled to complete it. Discuss that sometimes books speak to us in different ways and choose a new book to read.

After Reading

- After hearing a Read-Aloud story, it is important for children to have the opportunity to talk about it.
- Ask some comprehension questions (see sample questions included)
- Talk about the sequence of the story using words such as “first, next last” or “beginning, middle, end.”
- Choose one of two words from the story and talk about:
 - The meaning of the word
 - An opposite (antonym) for the word
 - A rhyming word (if appropriate)

After the Session:

- Complete the log to keep track of the meeting
 - Include the title of the book read at each session
 - Include the games played and the results at each session
 - Record child's response to each story
- Keep in communication with your agency coordinator to submit the completed log.

Tips to Maximize the Session

Some Ways to Read Together:

- **Alternate Reading (Take Turns)-** The mentor and the child take turns reading aloud. When a child is able to read the material but is reluctant to begin, the mentor can build interest in the text by being the first to read. The tutor's reading provides a rest for the child, moves the action along, models good phrasing, and helps the child recognize unfamiliar words.
- **Echo Reading-** The mentor reads phrase or a sentence to the child while running a finger under the text. Next, the child reads the same text, echoing the mentor. Echo reading is used as a way to begin reading with the child who can recognize few words or a child who feels insecure about reading independently.
- **Choral Reading (Read Together)-** The child and the mentor read aloud together. The mentor's voice and finger pointing to the words lead the child in the beginning. As the child becomes more confident and more proficient, the child's voice leads, and the child runs his or her finger under the text.
- **Repeated Reading-** The child reads the same text several times, giving him or her an opportunity to build confidence and fluency.
- **Independent Reading-** The child reads aloud and stops to work out the pronunciation of words not recognized

Note: *You may suggest trying various ways of reading together and have the child choose the way he or she wishes to read at each session. A child needs to have success, feel safe, and enjoy reading, particularly if previous attempts to read have been frustrating.*

Super Speed 100

Grades K-1

How to Play SuperSpeed 100: First, decide what word you want your students to begin with. Below are the 100 words in SuperSpeed 100. (It is recommended that kindergartners begin at word 1, “the”.) If you want your students to begin with “up”, word 24 below, then they will start at Level 24. If you want your students to begin with “so”, word 50 below, then they will start with Level 50 and so forth.

Simply have your students read the list of 100 words. Note the first word a student misses, and then start him/her at that level in SuperSpeed 100. For example, if Joe misses “could”, word 46, then he would start at Level 46. You can then fill the role of his partner and take turns reading words. Or, for variety, simply have Joe read the words on his own, as fast as possible. Encourage him to keep breaking personal records.

1) the	21) at	41) then	61) will	81) yours
2) to	22) him	42) little	62) yes	82) its
3) and	23) with	43) down	63) big	83) ride
4) he	24) up	44) do	64) more	84) into
5) a	25) see	45) can	65) went	85) just
6) I	26) all	46) could	66) are	86) blue
7) you	27) look	47) when	67) come	87) red
8) it	28) is	48) did	68) if	88) from
9) of	29) her	49) what	69) number	89) good
10) in	30) there	50) so	70) now	90) any
11) was	31) some	51) not	71) long	91) about
12) said	32) word	52) were	72) no	92) around
13) his	33) out	53) get	73) way	93) want
14) that	34) as	54) them	74) came	94) don't
15) she	35) be	55) like	75) too	95) how
16) for	36) each	56) one	76) ask	96) know
17) on	37) have	57) this	77) very	97) part
18) they	38) go	58) my	78) than	98) right
19) but	39) we	59) would	79) an	99) put
20) had	40) am	60) me	80) over	100) sound

Level 1: the the, the, the, the, the

Level 2: the, to the, to, the, to, to, the, the, to, to, the the, to, to, the, the, to, to, the, to, the the, to, the, to, to, the, the, to, to, the

Level 3: the, to, and the, to, and, and, to, the, and, the, to, to to, to, the, and, the, to, and, and, to, the the, to, and, and, to, the, and, the, to, to

Level 4: the, to, and, he the, to, and, he, he, and, to, the, and, he he, and, the, to, and, he, he, and, to, the the, to, and, he, he, and, to, the, and, he

Level 5: the, to, and, he, a the, to, and, he, a, a, he, and, to, a a, to, and, he, a, a, he, and, to, the the, to, and, he, a, a, he, and, to, a

Level 6: the, to, and, he, a, I the, to, and, he, a, I, I, a, he, and and, he, a, I, I, a, he, and, to, the the, to, and, he, a, I, I, a, he, and

Level 7: to, and, he, a, I, you to, and, he, a, I, you, you, I, a, he he, a, I, you, you, I, a, he, and, a to, and, he, a, I, you, you, I, a, he

Level 8: and, he, a, I, you, it and, he, a, I, you, it, it, you, I, a a, I, you, it, it, you, I, a, he, and and, he, a, I, you, it, it, you, I, a

Level 9: he, a, I, you, it, of he, a, I, you, it, of, of, it, you, I I, you, it, of, of, it, you, I, a, he he, a, I, you, it, of, of, it, you, I

Level 10: a, I, you, it, of, in a, I, you, it, of, in, in, of, it, you you, it, of, in, in, of, it, you, I, a a, I, you, it, of, in, in, of, it, you

Challenge- Read these 10 words perfectly!

- | | | | | |
|--------|--------|------|--------|--------|
| 1) the | 3) and | 5) a | 7) You | 9) of |
| 2) to | 4) he | 6) I | 8) it | 10) in |

Level 11: I, you, it of, in, was I, you, it, of, in, was, was, in, of, it It, of, in, was, was, in, of, it, you, I I, you, it, of, in, was, was, in, of, it

Level 12: you, it, of, in was, said you, it, of, in, was, said, said, was, in, of of, in, was, said, said, was, in, of, it, you you, it, of, in, was, said, said, was, in, of

Level 13: it, of, in, was, said, his it, of, in, was, said, his, his, said, was, in in, was, said, his, his, said, was, in, of, it it, of, in, was, said, his, his, said, was, in

Level 14: of, in, was, said, his, that of, in, was, said, his, that, that, his, said, was was, said, his, that, that, his, said, was, in, of of, in, was, said, his, that, that, his, said, was

Level 15: in, was, said, his, that, she in, was, said, his, that, she, she, that, his, said said, his, that, she, she, that, his, said, was, in in, was, said, his, that, she, she, that, his, said

Level 16: was, said, his, that, she, for was, said, his, that, she, for, for, she, that, his his, that, she, for, for, she, that, his, said, was was, said, his, that, she, for, for, she, that, his

Level 17: said, his, that, she, for, on said, his, that, she, for, on, on, for, she, that that, she, for, on, on, for, she, that, his, said said, his, that, she, for, on, on, for, she, that

Level 18: his, that, she, for, on, they his, that, she, for, on, they, they, on, for, she she, for, on, they, they, on, for, she, that, his his, that, she, for, on, they, they, on, for, she

Level 19: that, she, for, on, they, but that, she, for, on, they, but, but, they, on, for for, on, they, but, but, they, on, for, she, that that, she, for, on, they, but, but, they, on, for

Level 20: she, for, on, they, but, had she, for, on, they, but, had, had, but, they, on on, they, but, had, had, but, they, on, for, she she, for, on, they, but, had, had, but, they, on

Challenge-Read these 20 words perfectly!

- | | | | | |
|--------|--------|----------|----------|----------|
| 1) the | 5) a | 9) of | 13) his | 17) on |
| 2) to | 6) I | 10) in | 14) that | 18) they |
| 3) and | 7) you | 11) was | 15) she | 19) but |
| 4) he | 8) it | 12) said | 16) for | 20) had |

Level 21: for, on, they, but, had, at for, on, they, but, had, at, at, had, but, they they, but, had, at, at, had, but, they, on for, on, they, but, had, at, at, had, but, they

Level 22: on, they, but, had, at, him on, they, but, had, at, him, him, at, had, but but, had, at, him, him, at, had, but, they, on on, they, but, had, at, him, him, at, had, but

Level 23: they, but, had, at, him, with they, but, had, at, him, with, with, him, at, had had, at, him, with, with, him, at, had, but, they they, but, had, at, him, with, with, him, at, had

Level 24: but, had, at, him, with, up but, had, at, him, with, up, up, with, him, at at, him, with, up, up, with, him, at, had, but but, had, at, him, with, up, up, with, him, at

Level 25: had, at, him, with, up, see had, at, him, with, up, see, see, up, with, him him, with, up, see, see, up, with, him, at, had had, at, him, with, up, see, see, up, with, him

Level 26: at, him, with, up, see, all at, him, with, up, see, all, all, see, up, with with, up, see, all, all, see, up, with, him, at at, him, with, up, see, all, all, see, up, with

Level 27: him, with, up, see, all, look him, with, up, see, all, look, look, all, see, up up, see, all, look, look, all, see, up, with, him him, with, up, see, all, look, look, all, see, up

Level 28: with, up, see, all, look, is with, up, see, all, look, is, is, look, all, see see, all, look, is, is, look, all, see, up, with with, up, see, all, look, is, is, look, all, see

Level 29: up, see, all, look, is, her up, see, all, look, is, her, her, is, look, all all, look, is, her, her, is, look, all, see, up up, see, all, look, is, her, her, is, look, all

Level 30: see, all, look, is, her, there see, all, look, is, her, there, there, her, is, look look, is, her, there, there, her, is, look, all, see see, all, look, is, her, there, there, her, is, look

Challenge- Read these 30 words perfectly!

- | | | | | |
|--------|----------|----------|----------|-----------|
| 1) the | 7) you | 13) his | 19) but | 25) see |
| 2) to | 8) it | 14) that | 20) had | 26) all |
| 3) and | 9) of | 15) she | 21) at | 27) look |
| 4) he | 10) in | 16) for | 22) him | 28) is |
| 5) a | 11) was | 17) on | 23) with | 29) her |
| 6) I | 12) said | 18) they | 24) up | 30) there |

Level 31: all, look, is, her, there, some all, look, is, her, there, some, some, there, her, is is, her, there, some, some, there, her, is, look, all all, look, is, her, there, some, some, there, her, is

Level 32: look, is, her, there, some, word look, is, her, there, some, word, word, some, there, her her, there, some, word, word, some, there, her, is, look look, is, her, there, some, word, word, some, there, her

Level 33: is, her, there, some, word, out is, her, there, some, word, out, out, word, some, there there, some, word, out, out, word, some, there, her, is is, her, there, some, word, out, out, word, some, there

Level 34: her, there, some, word, out, as her, there, some, word, out, as, as, out, word, some some, word, out, as, as, out, word, some, there, her her, there, some, word, out, as, as, out, word, some

Level 35: there, some, word, out, as, be there, some, word, out, as, be, be, as, out, word word, out, as, be, be, as, out, word, some, there there, some, word, out, as, be, be, as, out, word

Level 36: some, word, out, as, be, each some, word, out, as, be, each, each, be, as, out out, as, be. each, each, be, as, out, word, some some, word, out, as, be, each, each, be, as, out

Level 37: word, out, as, be, each, have word, out, as, be, each, have, have, each, be, as as, be, each, have, have, each, be, as, out, word word, out, as, be, each, have, have, each, be, as

Level 38: out, as, be, each, have, go out, as, be, each, have, go, go, have, each, be be, each, have, go, go, have, each, be, as, out out, as, be, each, have, go, go, have, each, be

Level 39: as, be, each, have, go, we as, be, each, have, go, we, we, go, have, each each, have, go, we, we, go, have, each, be, as as, be, each, have, go, we, we, go, have, each

Level 40: be, each, have, go, we, am be, each, have, go, we, am, am, we, go, have have, go, we, am, am, we, go, have, each, be be, each, have, go, we, am, am, we, go, have

Challenge- Read these 40 words perfectly!

- | | | | | |
|--------|----------|----------|-----------|----------|
| 1) the | 9) of | 17) on | 25) see | 33) out |
| 2) to | 10) in | 18) they | 26) all | 34) as |
| 3) and | 11) was | 19) but | 27) look | 35) be |
| 4) he | 12) said | 20) had | 28) is | 36) each |
| 5) a | 13) his | 21) at | 29) her | 37) have |
| 6) I | 14) that | 22) him | 30) there | 38) go |
| 7) you | 15) she | 23) with | 31) some | 39) we |
| 8) it | 16) for | 24) up | 32) word | 40) am |

Level 41: each, have, go, we, am, then each, have, go, we, am, then, then, am, we, go go, we, am, then, then, am, we, go, have, each each, have, go, we, am, then, then, am, we, go

Level 42: have, go, we, am, then, little have, go, we, am, then, little, little, then, am, we we, am, then, little, little, then, am, we, go, have have, go, we, am, then, little, little, then, am, we

Level 43: go, we, am, then, little, down go, we, am, then, little, down, down, little, then, am am, then, little, down, down, little, then, am, we, go go, we, am, then, little, down, down, little, then, am

Level 44: we, am, then, little, down, do we, am, then, little, down, do, do, down, little, then then, little, down, do, do, down, little, then, am, we we, am, then, little, down, do, do, down, little, then

Level 45: am, then, little, down, do, can am, then, little, down, do, can, can, do, down, little little, down, do, can, can, do, down, little, then, am am, then, little, down, do, can, can, do, down,

Level 46: then, little, down, do, can, could then, little, down, do, can, could, could, can, do, down down, do, can, could, could, can, do, down, little, then then, little, down, do, can, could, could, can, do, down

Level 47: little, down, do, can, could, when little, down, do, can, could, when, when, could, can, do do, can, could, when, when, could, can, do, down, little little, down, do, can, could, when, when, could, can, do

Level 48: down, do, can, could, when, did down, do, can, could, when, did, did, when, could, can can, could, when, did, did, when, could, can, do, down down, do, can, could, when, did, did, when, could, can

Level 49: do, can, could, when, did, what do, can, could, when, did, what, what, did, when, could could, when, did, what, what, did, when, could, can, do do, can, could, when, did, what, what, did, when, could

Level 50: can, could, when, did, what, so can, could, when, did, what, so, so, what, did, when when, did, what, so, so, what, did, when, could, can can, could, when, did, what, so, so, what, did, when -----

Challenge- Read these 50 words perfectly!

- | | | | | |
|--------|----------|-----------|----------|------------|
| 1) the | 11) was | 21) at | 31) some | 41) then |
| 2) to | 12) said | 22) him | 32) word | 42) little |
| 3) and | 13) his | 23) with | 33) out | 43) down |
| 4) he | 14) that | 24) up | 34) as | 44) do |
| 5) a | 15) she | 25) see | 35) be | 45) can |
| 6) I | 16) for | 26) all | 36) each | 46) could |
| 7) you | 17) on | 27) look | 37) have | 47) when |
| 8) it | 18) they | 28) is | 38) go | 48) did |
| 9) of | 19) but | 29) her | 39) we | 49) what |
| 10) in | 20) had | 30) there | 40) am | 50) so |

Level 51: could, when, did, what, so, not could, when, did, what, so, not, not, so, what, did did, what, so, not, not, so, what, did, when, could could, when, did, what, so, not, not, so, what, did

Level 52: when, did, what, so, not, were when, did, what, so, not, were, were, not, so, what what, so, not, were, were, not, so, what, did, when when, did, what, so, not, were, were, not, so, what

Level 53: did, what, so, not, were, get did, what, so, not, were, get, get, were, not, so so, not, were, get, get, were, not, so, what, did did, what, so, not, were, get, get, were, not, so

Level 54: what, so, not, were, get, them what, so, not, were, get, them, them, get, were, not not, were, get, them, them, get, were, not, so, what what, so, not, were, get, them, them, get, were, not

Level 55: so, not, were, get, them, like so, not, were, get, them, like, like, them, get, were were, get, them, like, like, them, get, were, not, so, so, not, were, get, them, like, like, them, get, were

Level 56: not, were, get, them, like, one not, were, get, them, like, one, one, like, them, get get, them, like, one, one, like, them, get, were, not not, were, get, them, like, one, one, like, them, get

Level 57: were, get, them, like, one, this were, get, them, like, one, this, this, one, like, them them, like, one, this, this, one, like, them, get, were were, get, them, like, one, this, this, one, like, them

Level 58: get, them, like, one, this, my get, them, like, one, this, my, my, this, one, like like, one, this, my, my, this, one, like, them, get get, them, like, one, this, my, my, this, one, like

Level 59: them, like, one, this, my, would them, like, one, this, my, would, would, my, this, one one, this, my, would, would, my, this, one, like, them them, like, one, this, my, would, would, my, this, one

Level 60: like, one, this, my, would, me like, one, this my, would, me, me, would, my, this this, my, would, me, me, would, my, this, one, like like, one, this, my, would, me, me, would, my,

Challenge- Read these 60 words perfectly!

- | | | | | |
|----------|----------|-----------|------------|-----------|
| 1) the | 13) his | 25) see | 37) have | 49) what |
| 2) to | 14) that | 26) all | 38) go | 50) so |
| 3) and | 15) she | 27) look | 39) we | 51) not |
| 4) he | 16) for | 28) is | 40) am | 52) were |
| 5) a | 17) on | 29) her | 41) then | 53) get |
| 6) I | 18) they | 30) there | 42) little | 54) them |
| 7) you | 19) but | 31) some | 43) down | 55) like |
| 8) it | 20) had | 32) word | 44) do | 56) one |
| 9) of | 21) at | 33) out | 45) can | 57) this |
| 10) in | 22) him | 34) as | 46) could | 58) my |
| 11) was | 23) with | 35) be | 47) when | 59) would |
| 12) said | 24) up | 36) each | 48) did | 60) me |

Level 61: one, this, my, would, me, will one, this, my, would, me, will, will, me, would, my my, would, me, will, will, me, would, my, this, one one, this, my, would, me, will, will, me, would, my

Level 62: this, my, would, me, will, yes this, my, would, me, will, yes, yes, will, me, would would, me, will, yes, yes, will, me, would, my, this this, my, would, me, will, yes, yes, will, me, would

Level 63: my, would, me, will, yes, big my, would, me, will, yes, big, big, yes, will, me me, will, yes, big, big, yes, will, me, would, my my, would, me, will, yes, big, big, yes, will, me

Level 64: would, me, will, yes, big, more would, me, will, yes, big, more, more, big, yes, will will, yes, big, more, more, big, yes, will, me, would would, me, will, yes, big, more, more, big, yes, will

Level 65: me, will, yes, big, more, went me, will, yes, big, more, went, went, more, big, yes yes, big, more, went, went, more, big, yes, will, me me, will, yes, big, more, went, went, more, big, yes

Level 66: will, yes, big, more, went, are will, yes, big, more, went, are, are, went, more, big big, more, went, are, are, went, more, big, yes, will will, yes, big, more, went, are, are, went, more, big

Level 67: yes, big, more, went, are, come yes, big, more, went, are, come, come, are, went, more more, went, are, come, come, are, went, more, big, yes yes, big, more, went, are, come, come, are, went, more

Level 68: big, more, went, are, come, if big, more, went, are, come, if, if, come, are, went went, are, come, if, if, come, are, went, more, big big, more, went, are, come, if, if, come, are, went

Level 69: more, went, are, come, if, number more, went, are, come, if, number, number, come, are, went went, are, come, number, number, if, come, are, went, more more, went, are, come, if, number, number, come, are, went

Level 70: went, are, come, if, number, now went, are, come, if, number, now, now, number, if, come come, if, number, now, now, number, if, come, are, went went, are, come, if, number, now, now, number, if, come

Challenge- Read these 70 words perfectly! –

- | | | | | |
|----------|----------|------------|-----------|------------|
| 1) the | 15) she | 29) her | 43) down | 57) this |
| 2) to | 16) for | 30) there | 44) do | 58) my |
| 3) and | 17) on | 31) some | 45) can | 59) would |
| 4) he | 18) they | 32) word | 46) could | 60) me |
| 5) a | 19) but | 33) out | 47) when | 61) will |
| 6) I | 20) had | 34) as | 48) did | 62) yes |
| 7) you | 21) at | 35) be | 49) what | 63) big |
| 8) it | 22) him | 36) each | 50) so | 64) more |
| 9) of | 23) with | 37) have | 51) not | 65) went |
| 10) in | 24) up | 38) go | 52) were | 66) are |
| 11) was | 25) see | 39) we | 53) get | 67) come |
| 12) said | 26) all | 40) am | 54) them | 68) if |
| 13) his | 27) look | 41) then | 55) like | 69) number |
| 14) that | 28) is | 42) little | 56) one | 70) now |

Level 71: are, come, if, number, now, long are, come, if, number, now, long, long, now, number, if if, number, now, long, long, now, number, if, come, are are, come, if, number, now, long, long, now, number, if

Level 72: come, if, number, now, long, no come, if, number, now, long, no, no, long, now, number number, now, long, no, no, long, now, number, if, come come, if, number, now, long, no, no, long, now, number

Level 73: if, number, now, long, no, way if, number, now, long, no, way, way, no, long, now now, long, no, way, way, no, long, now, number, if if, number, now, long, no, way, way, no, long, now

Level 74: number, now, long, no, way, came number, now, long, no, way, came, came, way, no, long long, no, way, came, came, way, no, long, now, number number, now, long, no, way, came, came, way, no, long

Level 75: now, long, no, way, came, too now, long, no, way, came, too, too, came, way, no no, way, came, too, too, came, way, no, long, now now, long, no, way, came, too, too, came, way, no

Level 76: long, no, way, came, too, ask long, no, way, came, too, ask, ask, too, came, way way, came, too, ask, ask, too, came, way, no, long long, no, way, came, too, ask, ask, too, came, way

Level 77: no, way, came, too, ask, very no, way, came, too, ask, very, very, ask, too, came came, too, ask, very, very, ask, too, came, way, no no, way, came, too, ask, very, very, ask, too, came

Level 78: way, came, too, ask, very, than way, came, too, ask, very, than, than, very, ask, too too, ask, very, than, than, very, ask, too, came, way, no way, came, too, ask, very, than, than, very, ask, too

Level 79: came, too, ask, very, than, an came, too, ask, very, than, an, an, than, very, ask ask, very, than, an, an, than, very, ask, too, came came, too, ask, very, than, an, an, than, very, ask
Level 80: too, ask, very, than, an, over too, ask, very, than, an, over, over, an, than, very very, than, an, over, over, an, than, very, ask, too too, ask, very, than, an, over, over, an, than, very

Challenge- Read these 80 words perfectly!

- | | | | | |
|----------|-----------|------------|-----------|------------|
| 1) the | 17) on | 33) out | 49) what | 65) went |
| 2) to | 18) they | 34) as | 50) so | 66) are |
| 3) and | 19) but | 35) be | 51) not | 67) come |
| 4) he | 20) had | 36) each | 52) were | 68) if |
| 5) a | 21) at | 37) have | 53) get | 69) number |
| 6) I | 22) him | 38) go | 54) them | 70) now |
| 7) you | 23) with | 39) we | 55) like | 71) long |
| 8) it | 24) up | 40) am | 56) one | 72) no |
| 9) of | 25) see | 41) then | 57) this | 73) way |
| 10) in | 26) all | 42) little | 58) my | 74) came |
| 11) was | 27) look | 43) down | 59) would | 75) too |
| 12) said | 28) is | 44) do | 60) me | 76) ask |
| 13) his | 29) her | 45) can | 61) will | 77) very |
| 14) that | 30) there | 46) could | 62) yes | 78) than |
| 15) she | 31) some | 47) when | 63) big | 79) an |
| 16) for | 32) word | 48) did | 64) more | 80) over |

Level 81: ask, very, than, an, over, yours ask, very, than, an, over, yours, yours, over, an, than than, an, over, yours, yours, over, an, than, very, ask ask, very, than, an, over, yours, yours, over, an, than

Level 82: very, than, an, over, yours, its very, than, an, over, yours, its, its, yours, over, an an, over, yours, its, its, yours, over, an, than, very very, than, an, over, yours, its, its, yours, over, an

Level 83: than, an, over, yours, its, ride than, an, over, yours, its, ride, ride, its, yours, over over, yours, its, ride, ride, yours, over, an, than, very than, an, over, yours, its, ride, ride, its, yours, over

Level 84: an, over, yours, its, ride, into an, over, yours, its, ride, into, into, ride, its, yours yours, its,ride, into, into, ride, its, yours, over, an an, over, yours, its, ride, into, into, ride, its, yours

Level 85: over, yours, its, ride, into, just over, yours, its, ride, into, just, just, into, ride, its its, ride, into, just, just, into, ride, its, yours over over, yours, its, ride, into, just, just, into, ride, its

Level 86: yours, its, ride, into, just, blue yours, its, ride, into, just, blue, blue, just, into, ride ride, into, just, blue, blue, just, into, ride, its, yours yours, its, ride, into, just, blue, blue, just, into, ride

Level 87: its, ride, into, just, blue, red its, ride, into, just, blue, red, red, blue, just, into into, just, blue, red, red, blue, just, into, ride, its its, ride, into, just, blue, red, red, blue, just, into

Level 88: ride, into, just, blue, red, from ride, into, just, blue, red, from, from, red, blue, just just, blue, red, from, from, red, blue, just, into, ride ride, into, just, blue, red, from, from, red, blue, just

Level 89: into, just, blue, red, from, good into, just, blue, red, from, good, good, from, red, blue blue, red, from, good, good, from, red, blue, just, into into, just, blue, red, from, good, good, from, red, blue

Level 90: just, blue, red, from, good, any just, blue, red, from, good, any, any, good, from, red red, from, good, any, any, good, from, red, blue, just just, blue, red, from, good, any, any, good, from, red

Challenge- Read these 90 words perfectly!

1) the	19) but	37) have	55) like	73) way
2) to	20) had	38) go	56) one	74) came
3) and	21) at	39) we	57) this	75) too
4) he	22) him	40) am	58) my	76) ask
5) a	23) with	41) then	59) would	77) very
6) I	24) up	42) little	60) me	78) than
7) you	25) see	43) down	61) will	79) an
8) it	26) all	44) do	62) yes	80) over
9) of	27) look	45) can	63) big	81) yours
10) in	28) is	46) could	64) more	82) its
11) was	29) her	47) when	65) went	83) ride
12) said	30) there	48) did	66) are	84) into
13) his	31) some	49) what	67) come	85) just
14) that	32) word	50) so	68) if	86) blue
15) she	33) out	51) not	69) number	87) red
16) for	34) as	52) were	70) now	88) from
17) on	35) be	53) get	71) long	89) good
18) they	36) each	54) them	72) no	90) any

Level 91: blue, red, from, good, any, about blue, red, from, good, any, about, about, any, good, from from, good, any, about, about, any, good, from, red, blue blue, red, from, good, any, about, about, any, good, from

Level 92: red, from, good, any, about, around red, from, good, any, about, around, around, about, any, good good, any, about, around, around, about, any, good, from, red red, from, good, any, about, around, around, about, any, good

Level 93: from, good, any, about, around, want from, good, any, about, around, want, want, around, about, any any, about, around, want, want, around, about, any, good, from from, good, any, about, around, want, want, around, about, any

Level 94: good, any, about, around, want, don't good, any, about, around, want, don't, don't, want, around, about about, around, want, don't, don't, want, around, about, any, good good, any, about, around, want, don't, don't, want, around, about

Level 95: any, about, around, want, don't, how any, about, around, want, don't, how, how, don't, want, around around, want, don't, how, how, don't, want, around, about, any any, about, around, want, don't, how, how, don't, want, around

Level 96: about, around, want, don't, how, know about, around, want, don't, how, know, know, how, don't, want want, don't, how, know, know, how, don't, want, around, about about, around, want, don't, how, know, know, how, don't, want

Level 97: around, want, don't, how, know, part around, want, don't, how, know, part, part, know, how, don't don't, how, know, part, part, know, how, don't, want, around around, want, don't, how, know, part, part, know, how, don't

Level 98: want, don't, how, know, part, right want, don't, how, know, part, right, right, part, know, how how, know, part, right, right, part, know, how, don't, want want, don't, how, know, part, right, right, part, know, how

Level 99: don't, how, know, part, right, put don't, how, know, part, right, put, put, right, part, know know, part, right, put, put, right, part, know, how, don't don't, how, know, part, right, put, put, right, part, know

Level 100: how, know, part, right, put, sound how, know, part, right, put, sound, sound, put, right, part part, right, put, sound, sound, put, right, part, know, how how, know, part, right, put, sound, sound, put, right,

Final Challenge- Read these 100 words perfectly

1) the	21) at	41) then	61) will	81) yours
2) to	22) him	42) little	62) yes	82) its
3) and	23) with	43) down	63) big	83) ride
4) he	24) up	44) do	64) more	84) into
5) a	25) see	45) can	65) went	85) just
6) I	26) all	46) could	66) are	86) blue
7) you	27) look	47) when	67) come	87) red
8) it	28) is	48) did	68) if	88) from
9) of	29) her	49) what	69) number	89) good
10) in	30) there	50) so	70) now	90) any
11) was	31) some	51) not	71) long	91) about
12) said	32) word	52) were	72) no	92) around
13) his	33) out	53) get	73) way	93) want
14) that	34) as	54) them	74) came	94) don't
15) she	35) be	55) like	75) too	95) how
16) for	36) each	56) one	76) ask	96) know
17) on	37) have	57) this	77) very	97) part
18) they	38) go	58) my	78) than	98) right
19) but	39) we	59) would	79) an	99) put
20) had	40) am	60) me	80) over	100) sound

Super Speed 1000

Grades 2-3

Directions:

Make a team of two readers or take turns. Beginning at line 1 below, you read the first word and your partner reads the second word. Keep taking turns, reading as quickly as possible for a minute. When your team is finished, mark the last word you or your partner read. This is your team record. Play again for a minute, trying to break this record, but this time, your partner goes first. Your partner reads the first word, you read the second word, and so forth. At the end of a minute if your team beats your team record give a merry cheer

Every underlined word in italics is a nonsense word called a zinger. For example, the first two zingers are splootz! (line 6) and zoink! (line 13.) Count the number of zingers your team reads when it sets its best team record. Each zinger gives your team a five word bonus. So, if your team read two zingers, then the next time you play you can begin 10 words from your previous starting place. For example, if you began at word "the" and read through two zingers, then you can start next time 10 words further on, with the word "was."

- 1) the, to, and, he, a, I, you, it, of, in, was, said,
- 2) his, that, she, for, on, they, but, had, at, him,
- 3) with, up, see, all, look, is, her, there, some,
- 4) word, out, as, be, each, have, go, we, am,
- 5) then, little, down, do, can, could, when,
- 6) did, what, so, *splootz!*
- 7) not, were, get, them, like, one, this, my,
- 8) would, me, will, yes, big, more, went, are,
- 9) come, if, number, now, long, no, way, came,
- 10) too, ask, very, than, an, over, yours, its, ride,
- 11) into, just, blue, red, from, good, any, about,
- 12) around, want, don't, how, know, part, right,
- 13) put, sound, *zoink!*
- 14) got, take, where, every, pretty, place, jump, green, four,
- 15) away, old, by, most, their, here, saw, call, after, well, *moop!*
- 16) think, name, ran, sentence, let, follow, help, make, going,
- 17) great, sleep, brown, yellow, you, through, other, walk, line,
- 18) since, or, before, mean, eat, same, again, home, play, who,
- 19) been, may, boy, *aggh!*
- 20) stop, off, never, also, seven, eight, form, set, cold, today,
- 21) goes, myself, round, set, tell, much, keep, give, large, work,
- 22) first, even, such, try, find, new, must, start, black, white,
- 23) turn, ten, does, bring, men, women, point, always, drink,
- 24) need, once, different, soon, made, move, run, gave, open,

- 25) has, hand, yatz!
- 26) only, picture, us, our, change, three, spell, air, better, hold,
- 27) buy, animal, house, page, write, letter, mother, father,
- 28) funny, warm, answer, ate, learn, full, small, those, done,
- 29) use, cried, say, light, pick, hurt, pull, cut, kind, both, high,
- 30) sit, near, add, food, between, which, below, plant, country,
- 31) fall, school, carry, gleep-rumple!
- 32) tree, under, read, why, own, found, wash, cold, hot, because,
- 33) far, live, draw, earth, eye, clean, grow, thought, head, best,
- 34) story, upon, these, sing, car, left, together, please, few, dizzle!
- 35) while, along, might, close, thank, wish, seem, man shall,
- 36) hard, laugh, example, begin, life, paper, group, often,
- 37) important, until, side, feet, dorf!
- 38) cows, it's, your, being, sun, questions, fish, dog, mark,
- 39) horse, birds, area, room, door, ship, table, farm, ground,
- 40) town, wood, road, box, friends, stars, street, building, red,
- 41) black, green, wheels, ocean, island, field, fire, waves, wind,
- 42) rock, space, however, low, hours, complete, products,
- 43) happened, whole, measure, remember, early during, short
- 44) better, best, listen, reached, covered, fast, several, hold,
- 45) himself, toward, true, step, morning passed, vowel, five,
- 46) ten, hundred, numeral, thousands, knew, north, south,
- 47) money, map, since, pulled, draw, voice, seen, slow, fast,
- 48) plan, notice, slowly, sing, war, ever, tall, king, piece, I'll,
- 49) unit, figure, certain, across, travel, told, today, upon, bap!
- 50) done, English, usually, half, pattern, fly, gave, didn't, finally,
- 51) wait, correct, oh, quickly, person, became, shown, goinch!
- 52) minutes, strong, verb, easy, front, feel, fact, inches, rarlup!
- 53) heard, decided, contain, course, surface, produce, order,
- 54) sure, class, note, nothing, rest, carefully, scientists, inside,
- 55) become, stay top, known, problem, week, less, machine,
- 56) base, ago, stood, zingy-doingy!
- 57) plane, system, behind, ran, round, boat, game, force,
- 58) brought, understand, warm, common, bring, explain,
- 59) dry, though, language, shape, deep, against, America,
- 60) dear, equation, yet, government, filled, heat, full, hot,
- 61) check, object, am, rule, among, noun, power, cannot, able,
- 62) six, size, dark, ball, material, special, heavy, fine, pair,
- 63) circle, include, built, clickwaddle!
- 64) can't, matter, square, syllables, perhaps, bill, felt, suddenly,
- 65) test, direction, center, farmers, ready, anything, divided,
- 66) general, energy, subject, Europe, moon, region, return,

- 67) believe, dance, members, picked, simple, cells, paint, mind,
- 68) love, cause, rain, exercise, eggs, train, blue, wish, kizwiddy!
- 69) drop, developed, window, difference, distance, heart, sit,
- 70) sum, summer, wall, forest, probably, tazzzz!
- 71) legs, sat, main, winter, wide, written, length, reason,
- 72) kept, interest, arms, brother, race, present, beautiful, store,
- 73) job, edge, past, sign, record, finished, discovered, wild,
- 74) happy, beside, gone, sky, glass, million, west, lay, weather,
- 75) root, instruments, meet, third, months, paragraph, raised,
- 76) represent, soft, whether, clothes, flowers, shall, teacher,
- 77) held, describe, drive, boing-gorplump!
- 78) cross, speak, solve, appear, metal, son, either, ice, sleep,
- 79) village, factors, result, jumped, snow, ride, care, floor,
- 80) hill, pushed, baby, buy, century, outside, everything, tall,
- 81) already, instead, phrase, soil, bed, copy, free, hope, spring,
- 82) case, laughed, nation, quite, type, themselves, temperature,
- 83) bright, lead, everyone, method, section, lake, consonant,
- 84) within, dictionary, flooooooop! moop! barloopy!
- 85) hair, age, amount, scale, pounds, although, per, broken,
- 86) moment, tiny, possible, gold, milk, quite, natural, lot, stone,
- 87) act, build, middle, speed, count, cat, someone, sail, rolled,
- 88) bear, wonder, smiled, angle, fraction, Africa, killed,
- 89) melody, bottom, trip, hole, poor, let's, fight, surprise,
- 90) French, died, beat, exactly, remain, dress, iron, couldn't,
- 91) fingers, zadayada!
- 92) row, least, catch, climbed, wrote, shouted, continued, itself,
- 93) else, plains, gas, England, burning, design, joined, foot, law,
- 94) ears, grass, you're, grew, skin, valley, cents, key,
- 95) president, brown, trouble, cool, cloud, lost, sent, symbols,
- 96) wear, bad, save, experiment, engine, alone, drawing, east,
- 97) pay, single, touch, information, express, mouth, yard,
- 98) equal, decimal, achooooo!
- 99) yourself, control, practice, report, straight, rise, statement,
- 100) stick, party, seeds, suppose, woman, coast, bank, period,
- 101) wire, choose, clean, visit, bit, whose, received, garden,
- 102) please, strange, caught, fell, team, God, captain, direct,
- 103) ring, serve, child, desert, increase, history, cost, maybe,
- 104) business, separate, break, uncle, hunting, flow, lady,
- 105) students, human, art, feeling, gehsundheit!
- 106) supply, corner, electric, insects, crops, tone, hit, sand,
- 107) doctor, provide, thus, won't, cook, bones, tall, board,
- 108) modern, compound, mine, wasn't, fit, addition, belong,

- 109) safe, soldiers, guess, silent, trade, rather, compare, crowd,
110) poem, enjoy, elements, indicate, except, expect, flat,
111) seven, interesting, sense, string, blow, famous, value,
112) Washington, movement, pole, exciting, branches
113) thick, blood, lie, spot, bell, fun, loud, consider, suggested,
114) thin, position, entered, fruit, tied, rich, dollars, send, sight,
115) chief, Japanese, stream, planets, rhythm, eight, science,
116) major, observe, tube, necessary, weight, meat, lifted,
117) process, army, hat, property, particular, swim, terms,
118) current, park, sell, shoulder, industry, wash, block, spread,
119) cattle, wife, sharp, toimurph!
120) company, radio, we'll, action, capital, factories, settled,
121) yellow, isn't, southern, truck, fair, printed, wouldn't,
122) ahead, chance, born, level, triangle, molecules, France,
123) repeated, column, western, church, sister, oxygen, plural,
124) various, agreed, opposite, wrong, chart, prepared, pretty,
125) solution, fresh, shop, suffix, especially, shoes, actually, nose,
126) afraid, dead, sugar, adjective, fig, office, huge, noquixyrzt!
127) gun, similar, death, score, forward, stretched, experience,
128) rose, allow, fear, workers, wings, Greek, Mrs., bought,
129) led, march, northern, create, British, difficult, match,
130) win, doesn't, steel, total, deal, determine, evening, nor,
131) rope, cotton, apple, details, entire, corn, substances, smell,
132) tools, conditions, stand, track, arrived, located, sir, seat,
133) division, effect, underline, view, mxyytqlvvvrzmnnn!

(SuperSpeed 100 © Chris Biffle, 2007)

How to Do a Word Sort



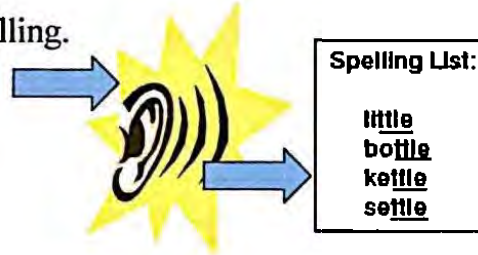
1) Take out your cards.

2) Read all of your cards.

3) Ask a question if you don't know a word.



4) Think about the sounds and spelling.



5) Sort the words into columns.

6) Read the words aloud to check.

7) Ask the teacher to check.

8) Write the words in your notebook in columns.

9) Record your sort on your progress chart in your folder.

10) Put your cards back in the envelope.

Word Sort Word Lists

Directions: Choose 1-2 different lists to sort using the Instructions above. Have students add words to the sort list. Students can write the words on their own after they sort them. Be sure to have the student read each word after they have made their lists. Feel free to teach the student the definition of unknown words.

Long A

-ace	-ade	-ain	-ail
face	fade	main	pail
lace	jade	pain	bail
mace	made	rain	sail
pace	wade	vain	hail
race	blade	brain	nail
place	glade	chain	pail
grace	trade	train	rail

Long E

-ea	-each	-eal	-ear
pea	beach	deal	dear
sea	leach	heal	fear
tea	peach	meal	gear
flea	teach	peal	hear
plea	reach	real	near
	bleach	seal	rear
	each	steal	year

Long I

<u>-ice</u>	<u>-ide</u>	<u>-ies</u>	<u>-ife</u>
dice	ride	dies	fife
rice	hide	lies	wife
mice	side	ties	knife
lice	tide	pies	strife
nice	wide	cries	
slice	bride	dries	
	glide	flies	

Long O

<u>-oat</u>	<u>-oach</u>	<u>-oast</u>	<u>-oll</u>
<u>boat</u>	<u>coach</u>	<u>coast</u>	<u>poll</u>
<u>goat</u>	<u>roach</u>	<u>roast</u>	<u>roll</u>
<u>float</u>	<u>poach</u>	<u>toast</u>	<u>toll</u>
<u>moat</u>	<u>broach</u>	<u>boast</u>	<u>droll</u>
<u>coat</u>			<u>troll</u>
			<u>scroll</u>

Short A

<u>-ab</u>	<u>-ack</u>	<u>-and</u>	<u>-at</u>
jab	back	sand	bat
cab	rack	land	cat
lab	sack	hand	mat
tab	lack	bland	rat
nab	black	gland	sat
	tack	stand	fat

Short E

<u>-et</u>	<u>-en</u>	<u>-ep</u>	<u>-ell</u>
bet	den	pep	sell
jet	hen	rep	well
set	men	step	bell
vet	ten	prep	tell
net	pen		fell
met	then		smell
	when		swell

Short I

-ip	-ig	-ill	-in
skip	jig	fill	tin
chip	big	still	pin
hip	rig	bill	grin
	pig	thrill	fin
nip	dig	pill	bin

Short O

-ot	-ock	-og	-op
cot	dock	fog	top
rot	rock	jog	stop
knot	knock	clog	pop
snot	sock	frog	mop
jot	lock		drop
lot	clock		prop

Short U

-ud	-ug	-unk	-um
bud	bug	junk	bum
cud	rug	bunk	gum
dud	dug	dunk	sum
mud	jug	hunk	hum
crud	tug	sunk	glum
spud	pug	chunk	plum

3-Read Fluency Routine

Materials: Fluency passage provided by teacher

Script: Today we will work on fluency and sounding like a “reader”.

Our new passage is called _____ **by** _____.

1) I will read it the first time. You will follow along and if you would like to join in with me, you can. - Read section of text out loud. Child should be following along with their eyes and can try and read some words with you.

2) Now, we will echo read it (I read a sentence, then you will read the same sentence after me). Try to sound just like me. -Read the text sentence by sentence having your child repeat after you. Make sure they are reading, not just repeating what you read.

3) Now, we will partner read. I will read a sentence, then you will read the next sentence. -Sit next to your child (not across from them). Partner A reads a sentence, Partner B reads next sentence until they reach the end of the section of text (help your child if needed).

4) Finally, you will read the passage out loud on your own. -Listen to your child read the passage and help if they get stuck on a word.

5) Ask a question about the passage. Use one of these: -What was happening in the passage? -What did the story remind you of? -Was there a problem in the story? If so, what was the problem? -If there was a problem ask: What was the solution (how was the problem solved)?

Nursery Rhymes

Kindergarten and First

“Five Little Monkeys” Lyrics

Five little monkeys jumping on the bed,
One fell down and bumped his head,
Mama called the doctor and the doctor said,
No more monkeys jumping on the bed!

Four little monkeys jumping on the bed,
One fell down and bumped his head,
Mama called the doctor and the doctor said,
No more monkeys jumping on the bed!

Three little monkeys jumping on the bed,
One fell down and bumped her head,
Mama called the doctor and the doctor said,
No more monkeys jumping on the bed!

Two little monkeys jumping on the bed,
One fell down and bumped his head,
Mama called the doctor and the doctor said,
No more monkeys jumping on the bed!

One little monkey jumping on the bed,
She fell down and bumped her head,
Mama called the doctor and the doctor said,
Put those monkeys back to bed!

“Zoom, Zoom We’re Going to the Moon” Lyrics

Zoom, Zoom, Zoom
We’re going to the moon.
Zoom, Zoom, Zoom
We’re going to the moon.
If you want to take a trip,
Climb aboard my rocket ship.
Zoom, Zoom, Zoom
We’re going to the moon.
5, 4, 3, 2, 1,
Blast off!

“The Fruits Song” Lyrics

I love oranges.
They're orange and round I really love them.
They're Juicy and sweet and so tasty!
Oranges are great for me!

Bananas, Bananas, Bananas!
They're scrumptious and my favorite.
They're curved and yellow with a very thick skin.
Bananas are great for me!

There are so many different kinds of fruit.
Can you name a few?
Bananas, Kiwis, Strawberries, Peaches, Apples.
So many different colors, shapes and sizes.
Cherries, Grapes, Melons, Pears, Pineapples and more!

Strawberries are really yummy.
They make me want to rub my tummy.
They're red and juicy and so tasty!
Strawberries are great for me!

Grapes, Grapes, Grapes are in bunches!
They come in different colors, Black, Red or Green!
They're very small and tasteful, An easy snack!
Grapes are great for me!

There are so many different kinds of fruit.
Can you name a few?
Bananas, Kiwis, Strawberries, Peaches, Apples.
So many different colors, shapes and sizes.
Cherries, Grapes, Melons, Pears, Pineapples and more!

I love watermelon. It's the juiciest fruit of all.
it's green on the outside and red on the inside.
Watermelons great for me!

I love Pineapple pieces.
They're delicious and sweet I really love them.
They're yellow and unique and so tasty!
Pineapple is great for me!

There are so many different kinds of fruit.
Can you name a few?
Bananas, Kiwis, Strawberries, Peaches, Apples.
So many different colors, shapes and sizes.
Cherries, Grapes, Melons, Pears, Pineapples and more!

“Teddy Bear’s Picnic”

If you go down in the woods today
You’re sure of a big surprise
If you go down in the woods today
You’d better go in disguise!
For every bear that ever there was
Will gather there for certain
Because today’s the day the
Teddy Bears have their picnic
Picnic time for Teddy Bears
The little Teddy Bears are having
A lovely time today
Watch them, catch them unawares
And see them picnic on their holiday
See them gaily gad about
They love to play and shout
They never have any cares
At six o’clock their Mommies and Daddies
Will take them home to bed
Because they’re tired little Teddy Bears
Every Teddy Bear who’s been good
Is sure of a treat today
There’s lots of marvelous things to eat
And wonderful games to play
Beneath the trees where nobody sees
They’ll hide and seek as long as they please
‘Cause that’s the way the
Teddy Bears have their picnic
Picnic time for Teddy Bears
The little Teddy Bears are having
A lovely time today
Watch them, catch them unawares
And see them picnic on their holiday
See them gaily gad about
They love to play and shout
They never have any cares
At six o’clock their Mommies and Daddies
Will take them home to bed
Because they’re tired little Teddy Bears
Because they’re tired little Teddy Bears

Fluency Passages

2nd Grade:

Ann and Tom

Ann was seven years old. Her brother, Tom was nine. They were both very excited. Today they were going to get a pet. They were going to get a puppy.

Ann hoped their new puppy would like to chase balls. She wanted to play with it in the yard. She thought it would be fun to play chase with the puppy. Tom hoped their new puppy would like to go for walks in the park. He wanted to take it for walks with his friends and their dogs.

Both children knew that taking care of a puppy could be a lot of work. They promised their mom they would be good pet owners. It was time to go pick out their new puppy. Ann, Tom, and their mom got in the car. They drove to the animal shelter in town.

They parked the car and went inside. Ann and her brother knew where to go. They had visited the shelter before. They came to the shelter last year. They had adopted a cat there.

Ann and Tom rushed into the main office area. They went to the part of the shelter with dogs. The words "Dog Kennel" were written on the wall. They saw two rows of metal cages.

There was a cement hall in between them. They could hear many dogs barking. The dogs were barking loudly. Ann and Tom looked at each other. They smiled big smiles. They knew they would find their new pet.

Max

Max was very proud when he learned how to write. Soon, he could not get enough of writing. He would write letters. He would write stories. He wrote all the time.

One day, Max got up early. There was no school that day. It was Sunday. He decided to write a story for his mom. Max could not decide what to write about. Maybe his mom would like a story about a bunny.

She always smiled when they watched rabbits playing at the pet store. She might prefer a story about flowers. She liked to smell them in the spring. Max knew his mom liked to ride her bike. Maybe she would like a story about a new bike.

Max sat in the kitchen and thought. He wanted to write a story his mom would really like. Then, he had a great idea. Max got a piece of paper and pens. He drew a picture of his mom. He gave her a big smile. He put pretty flowers in her hand. He drew a rabbit near her feet. He drew a bike behind her. Next to his mom, he drew a picture of himself.

Now Max was ready to write the words for his story. He wrote about a beautiful lady. He told about how much her son loved her. He wrote about the fun they had on their bikes. The story talked about her pet rabbit. It told about the flowers in her hand. He knew his mom would like this story.

3rd Grade:

Fruit Fun

Ellen's favorite pastime was making things, so she was delighted when her aunt sent her a box of modeling clay. The clay was soft and gooey, and Ellen could press and mold it into all kinds of shapes.

Ellen started by creating different kinds of fruits—apples, bananas, oranges, pears, plums, grapefruit, peaches, and lemons. She arranged her best pieces of fruit in a fancy china bowl, and when her mother saw the bowl, she was amazed at how real the fruit looked.

That gave Ellen and her mother an idea, and together they set the pretty bowl in the center of the dining room table. That evening when Dad came home, he immediately noticed the fruit bowl. "Those peaches look so ripe and delicious!" Dad exclaimed. Ellen started laughing and she couldn't stop. "What are you laughing at?" Dad demanded.

Dad reached out and chose the prettiest peach. Right away he realized why Ellen was laughing. "You completely fooled me," he said. "This peach certainly looks good enough to eat."

Sun Facts

The sun is important to everything on Earth. Light and heat from the sun give warmth and energy to all life on the planet.

But the sun is really just a star. It looks larger because it is much closer to us than other stars. Compared with other stars, the sun is just medium-sized. But compared with Earth, it is very large indeed.

If the sun were a hollow ball, it would take one million Earth-size balls to fill it up. The temperature of any place on Earth depends on the position of the sun.

Places near the equator are hot because the sun shines almost directly overhead at noon. On the other hand, places near the North Pole and the South Pole are cold. This is because the sun almost never rises above the horizon there.

Scientists know a good deal about the sun, but they still have much to learn. As they learn, they hope to find better ways to use the sun's power on Earth.