

# Escuelas de Manatee

## Acceso al Internet para Estudiantes y el Personal

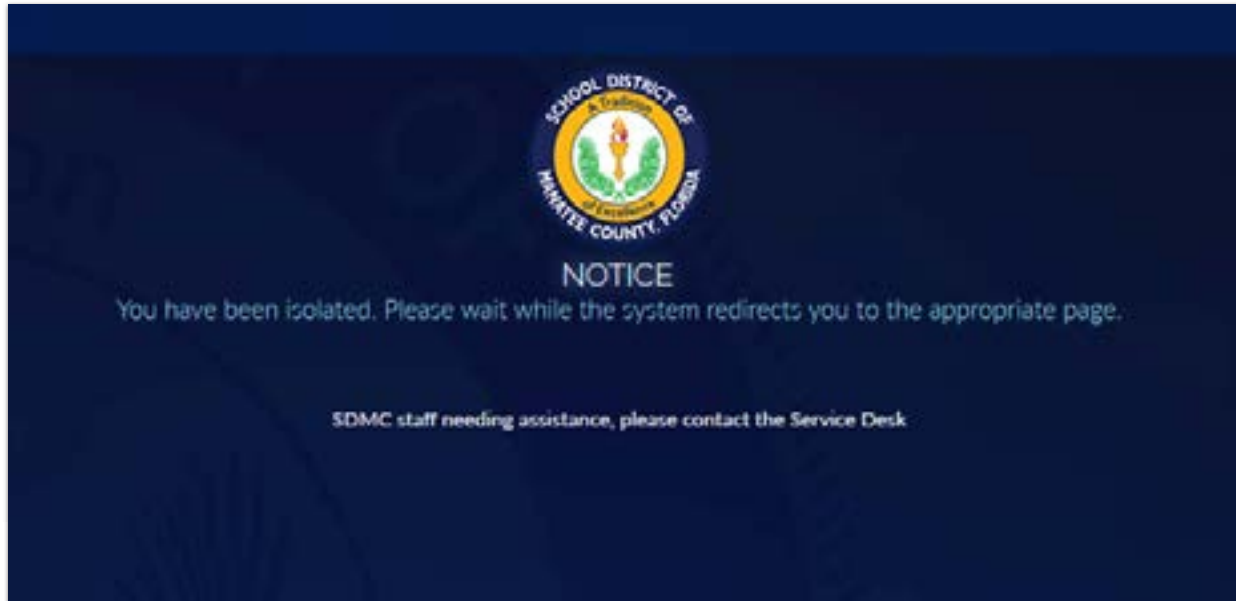
Si se le ha facilitado un dispositivo del Distrito Escolar del Condado de Manatee (SDMC) debido al COVID-19, su dispositivo se conectará automáticamente a la red SDMC mientras esté en la escuela y dentro de un área de cobertura WiFi. Una vez conectado, puede comenzar a usar la plataforma de aprendizaje electrónico eLearning del SDMC.

# Para conectarse usando su propio dispositivo: Únase a la red inalámbrica ManateeConnect


- ◇ Busque las redes de WiFi disponibles
- ◇ Seleccione ManateeConnect SSID y Conéctese
- ◇ La mayoría de los dispositivos iniciarán automáticamente un navegador web, si no, inicie un navegador web



Obtendrá una página azul del Portal de la Red SDMC que muestra que ha sido aislado y que el sistema lo redirigirá a la página correspondiente.



# Acordar con la Política de Uso Aceptable



The image shows a digital form for an Acceptable Use Policy. At the top center is the logo of the School District of Manatee County, featuring a torch and an open book within a circular emblem. Below the logo, the title "Acceptable Use Policy" is displayed. A large, light gray rectangular area contains the text: "I agree to abide by the terms and conditions set forth in the in the School District of Manatee County Policy & Procedural Manual, and agree to comply with all Federal, State and Local Statutes and Ordinances." At the bottom of the form, there are two buttons: "Disagree" and "Agree". Below the buttons, a small line of text reads: "SDMC staff needing assistance, please contact the Service Desk".

SCHOOL DISTRICT OF  
MANATEE COUNTY, FLORIDA

Acceptable Use Policy

"I agree to abide by the terms and conditions set forth in the in the School District of Manatee County Policy & Procedural Manual, and agree to comply with all Federal, State and Local Statutes and Ordinances."

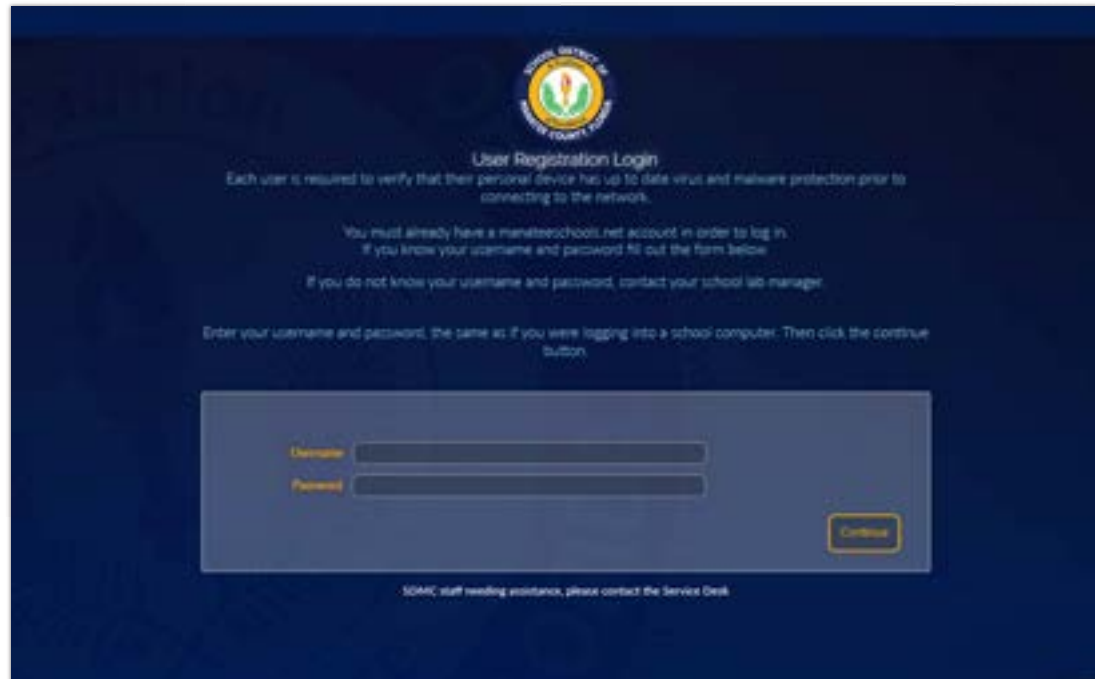
Disagree Agree

SDMC staff needing assistance, please contact the Service Desk

# Seleccione “Students and Staff” (Estudiantes y Personal)



# Ingrese su # de ID de Usuario y Contraseña del Directorio Activo de Estudiantes/Personal



The image shows a login screen with a dark blue background. At the top center is a circular logo with a green and yellow design. Below the logo, the text reads "User Registration Login". A paragraph follows: "Each user is required to verify that their personal device has up to date virus and malware protection prior to connecting to the network." Below this, two lines of text state: "You must already have a manitreeschools.net account in order to log in. If you know your username and password fill out the form below." A third line says: "If you do not know your username and password, contact your school lab manager." A fourth paragraph reads: "Enter your username and password, the same as if you were logging into a school computer. Then click the continue button." In the center, there is a light blue rectangular box containing two input fields. The first field is labeled "Username" and the second is labeled "Password". To the right of these fields is a yellow "Continue" button. At the bottom of the page, there is a small line of text: "SOMAC staff needing assistance, please contact the Service Desk."

**User Registration Login**

Each user is required to verify that their personal device has up to date virus and malware protection prior to connecting to the network.

You must already have a manitreeschools.net account in order to log in.  
If you know your username and password fill out the form below.

If you do not know your username and password, contact your school lab manager.

Enter your username and password, the same as if you were logging into a school computer. Then click the continue button.

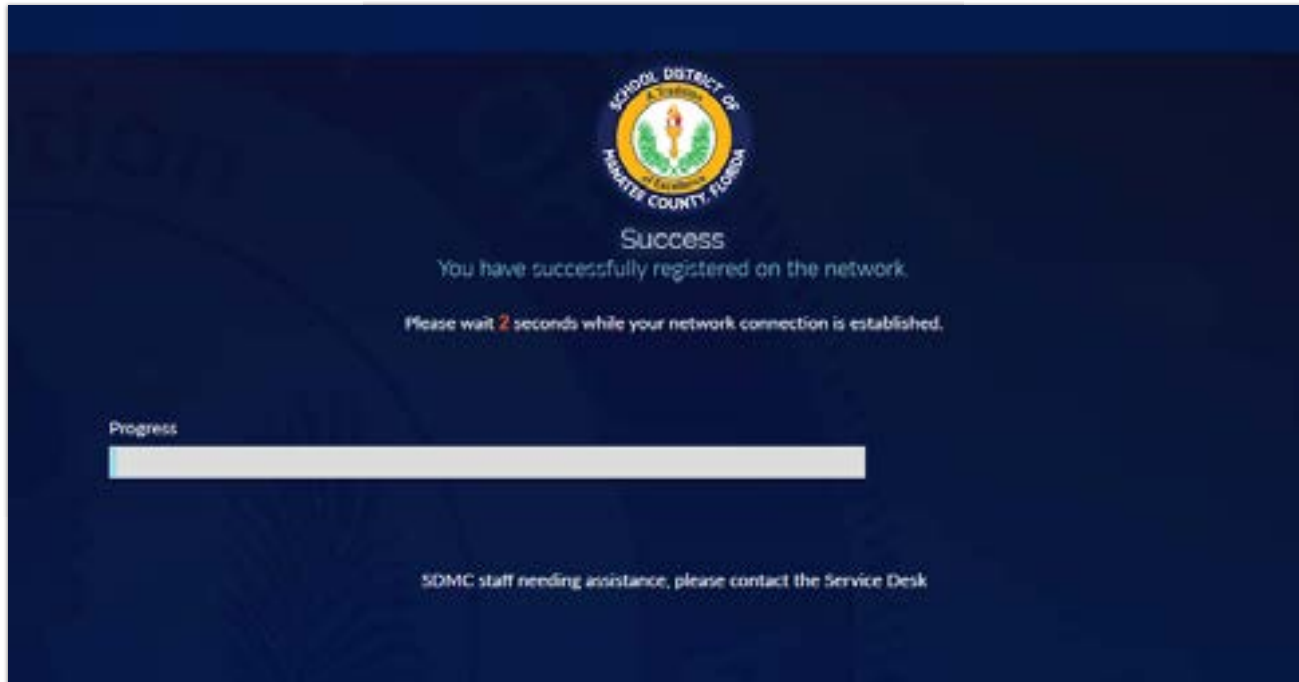
Username

Password


Continue

SOMAC staff needing assistance, please contact the Service Desk.

# Usted ha iniciado session correctamente en la red SDMC



The image shows a dark blue screen with a white progress bar and text. At the top center is the logo of the School District of Palm Beach County, Florida, which features a torch and an open book. Below the logo, the word "Success" is written in white. Underneath "Success" is the text "You have successfully registered on the network." followed by "Please wait 2 seconds while your network connection is established." Below this text is a white progress bar that is almost full. At the bottom of the screen, there is a line of text: "SDMC staff needing assistance, please contact the Service Desk".

  
SCHOOL DISTRICT OF  
PALM BEACH COUNTY, FLORIDA

Success  
You have successfully registered on the network.  
Please wait 2 seconds while your network connection is established.

Progress

SDMC staff needing assistance, please contact the Service Desk