



# Student Guide to for Parents

[mysdmc.manateeschools.net](https://mysdmc.manateeschools.net)



- 1) Click on  Please Click Here To Sign In
- 2) Enter students **User ID** (Student ID number) and **Password**
- 3) **Click the Schoology Tile.** This will bring up the Schoology Home Page.



## Explaining the Schoolology home page

### Across the top blue menu bar



**COURSES** You can see a list of your child's current courses.

**GROUPS** You can see a list of your child's Schoolology Groups. Groups can be used for a variety of activities, from school projects to extracurricular teams and clubs.

**RESOURCES** You can see your child's saved files.

**GRADE REPORT** Review your child's grades for all courses.



Search for registered courses.



App Center for Instructional Programs

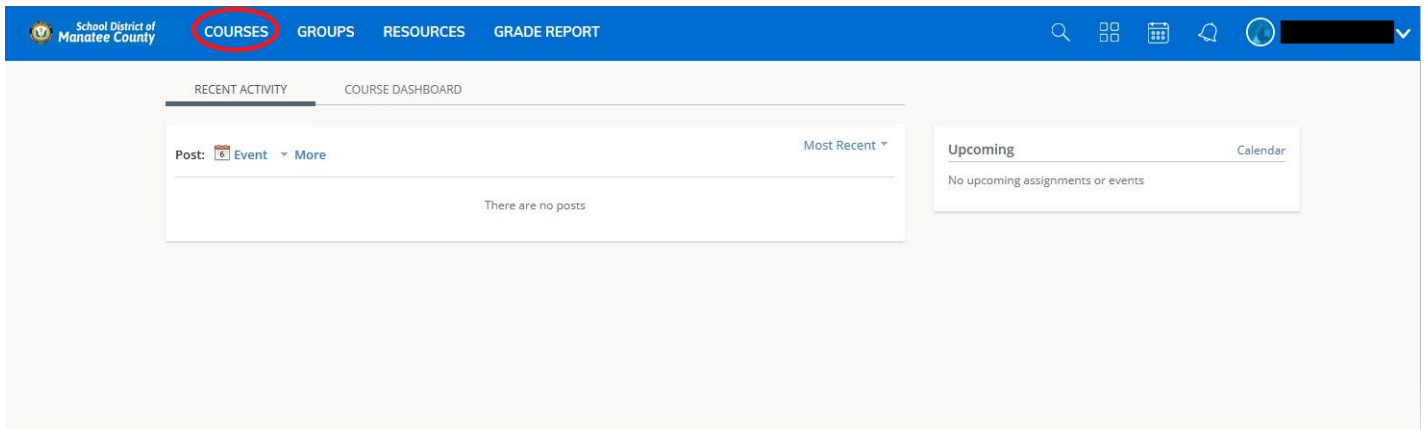


Calendar

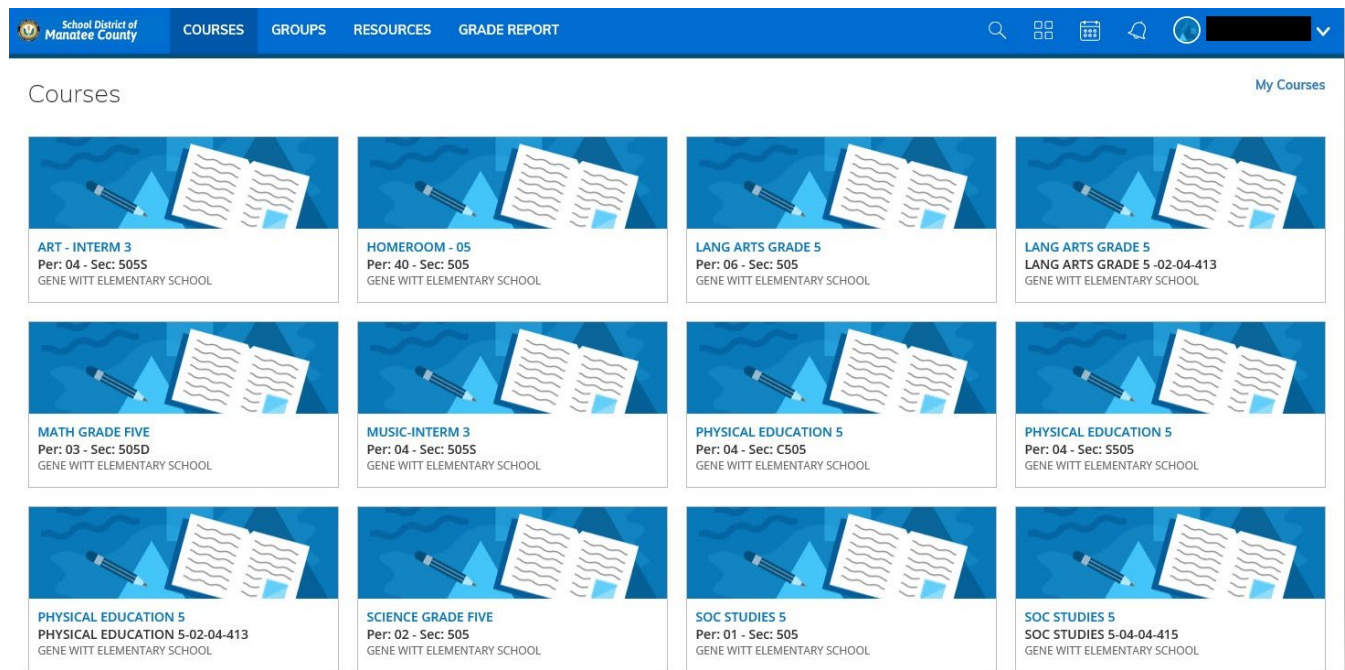


Notifications

**4) Click on **Courses** in the top blue bar (Circled RED for demonstration).**




**\*This will bring up ALL of the students courses\***



## 5) Click a specific course


### Explaining the Course home page


#### Along the left side

 **Materials** : You can see anything needed to complete the assignment for the course.

 **Updates** : You can see communication from the teacher.


 **Grades** : You can see grades for your child's courses here.

 **Members** : You can see a list of your child's classmates.

 **Conferences** : You can video conference with the teacher and classmates. (Must approve/authorize first)

*\*The rest of the links on the left side are instructional programs the teacher may use. Please note access to these programs are based on course enrollment, not all programs are available in every course\**

## **Along the right side**

**Upcoming**  : Click to view a calendar of past and upcoming events and assignments.