

# WELCOME



## Welcome to Second Grade At Gullett Elementary!

Dear Parents and Guardians,

Welcome to Second Grade! We are excited to work with you to make a great year for your second grader. Enjoy your summer and come back fresh and ready to learn in August. Remember to read for fun a little each day! Parents can help young readers by having them retell the story including characters, setting, and problem/solution. You can also have your child write about the books they read or keep a daily journal to practice their writing. Counting to 100 and basic addition and subtraction facts are important to practice as well. Please look over the back of this sheet to preview some of the skills that we will be focusing on in second grade.

Below you will find the second grade supply list. This list may seem long, however, please keep in mind that we will be using these supplies all year long. We are looking forward to a great year! Have a terrific summer and see you in August! THANK YOU!

©The Second Grade Team

# SUPPLY LIST

### Personal Supplies:

Please label these items with your child's name.

- 1 pair of headphones (over the head)
- Backpack (for safety reasons, no wheels)
- Scissors, safety
- 1 hard-plastic "space saver" pencil box (approximately 8x5)
- 3 plain (no glitter) spiral notebooks
- 4 plain black/white composition notebooks
- 1-inch binder with clear overlay
- 2 packs - Crayola washable markers (thick primary type)
- 1 pack colored pencils

\*\*Parents, when shopping, please purchase the name brand listed. We believe these to be the best and most likely to make it through vigorous use by a 7-year old. If all families purchase the same brands, all children will be receiving the same items when replenished.

### Wish List:

- |                        |                               |
|------------------------|-------------------------------|
| • colored chart        | • colored and white cardstock |
| • markers (Mr. Sketch) | • extra headphones            |
| • post-it notes        |                               |

### Community Supplies

Please **do not** label these items










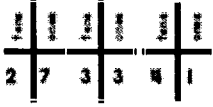



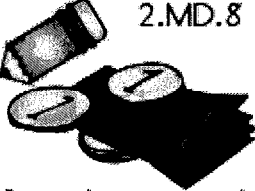
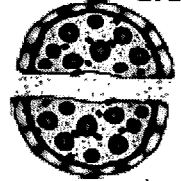
- 2- 24 packs Ticonderoga Pre-Sharpended Pencils
- 2 boxes of Crayola crayons 24 count (1 for each semester)
- 2 packages of **wide**-ruled paper
- 1 pack dry erase markers, thick type, 4 count (**all black**)
- 2 pack of cap erasers
- 2 large pink erasers
- 8 glue sticks
- 2 large boxes of tissues (no travel size please)
- 2 reams of copy paper
- 4 Plastic folders (with pockets and **prongs** Blue, Red, Green and Yellow)
- 1 pack of Yellow Highlighters
- Antibacterial wipes (Clorox, etc)
- 1 package of baby wipes

**Girls:** Gallon-sized baggies & 1 box of regular band aids

**Boys:** Sandwich-sized baggies & Hand sanitizer (scent free)

**\* Your child's teacher may have a small additional list with teacher specific items \***

# Essential 2<sup>nd</sup> Grade Standards for ELA and Math

<p>RL.2.2</p>  <p>I can recount stories, including fables and folktales and determine their central message, lesson, or moral!</p>	<p>RL.2.3</p>  <p>I can describe how characters in a story respond to major events and challenges!</p>	<p>RL.2.5</p>  <p>I can describe the structure of a story, including describing how the beginning introduces the story and how the ending concludes it!</p>	<p>RL.2.6</p>  <p>I can acknowledge the different points of view of the characters!</p>
<p>RI.2.2</p>  <p>I can identify the main topic of a multi paragraph text as well as the focus of specific paragraphs within the text!</p>	<p>RI.2.6</p>  <p>I can identify the main purpose of a text, including what the author wants to answer, explain or describe!</p>	<p>RI.2.8</p>  <p>I can describe how reasons support specific points the author makes in a text!</p>	<p>RI.2.9</p>  <p>I can compare and contrast the most important points presented by two texts on the same topic!</p>
<p>2.NBT.1</p>  <p>I can understand that digits in a 3-digit number show 100's, 10's and 1's!</p>	<p>2.NBT.5</p> <p><math>34 + 7 = ?</math>  <math>30 + 4 + 7 = 41</math></p> <p>I can fluently add and subtract within 100 using multiple strategies!</p>	<p>2.NBT.6</p> <p><math>27 + 33 + 41 = 101</math></p>  <p>I can add up to 4 two-digit numbers based on place value!</p>	<p>2.NBT.7</p>  <p>How do you know?</p> <p>I can add and subtract within 1000 using models, drawings or addition and subtraction strategies!</p>
<p>2.MD.1</p>  <p>I can measure length by selecting and using appropriate tools!</p>	<p>2.MD.7</p>  <p>I can tell time to the nearest five minutes!</p>	<p>2.MD.8</p>  <p>I can solve money word problems using dollars, quarters, dimes, nickels and pennies!</p>	<p>2.G.3</p>  <p>I can partition circles and rectangles into equal shares and can identify <math>\frac{1}{2}</math>, <math>\frac{1}{4}</math> and <math>\frac{3}{4}</math> of the shapes!</p>