


Kindergarten Math Summer Activities



Count the number of objects below.

Then, write the number that matches the picture.

1. Five striped fish arranged in two rows: three in the top row and two in the bottom row.

2. Eight seashells arranged in two rows of four.

3. Twelve sailboats arranged in two rows of six.

4. Seven seashells arranged in a single horizontal row.








5. Thirteen seashells arranged in two rows: eight in the top row and five in the bottom row.

Write the missing number. Copy the numbers in the boxes below each number.

1		3		5		7			10


	12			15		17		19	20


Make sets with the teddy bears that combine to be a set of 10.


Starting amount	Amount needed to make 10
	
	
	
	
	
	

Count the objects and write how many in all.












Count the objects and write the number that shows one fewer.



Count the objects and write the number that shows one more.




Shapes, shapes, and more shapes

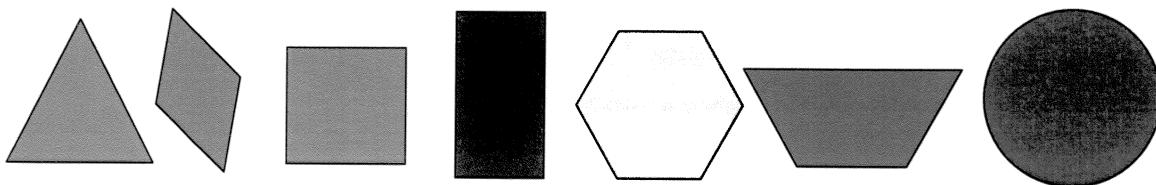
Tonya drew this picture. How many triangles did she use? _____

How many circles? _____ How many rectangles? _____


Draw another picture in the box below using the different shapes.




Use the shapes below. Draw each shape in the box that it belongs in.




Shapes with 3 sides




Shapes with 4 sides



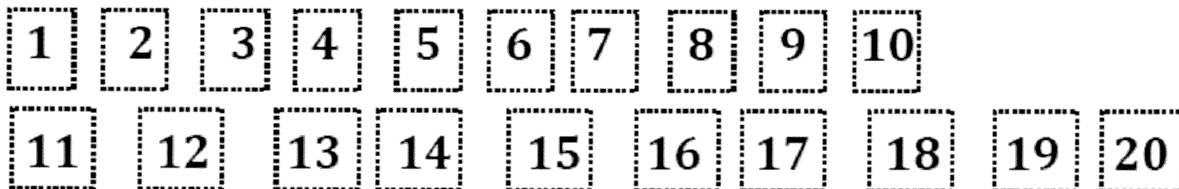
Shapes with 6 sides



Shapes with curves



Cut the numbers, practice putting the numbers in order from greatest to least.



Trace and cut the shapes, and make as many pictures as you want with them.

