



Summer Math Program
Entering First Grade
Week 3



Fast Facts

See how many you can do in one minute!

$$\begin{array}{r} 3 \\ + 3 \\ \hline \end{array}$$

$$\begin{array}{r} 2 \\ + 5 \\ \hline \end{array}$$

$$\begin{array}{r} 7 \\ + 2 \\ \hline \end{array}$$

$$\begin{array}{r} 3 \\ + 5 \\ \hline \end{array}$$

$$\begin{array}{r} 8 \\ + 0 \\ \hline \end{array}$$

$$\begin{array}{r} 7 \\ + 1 \\ \hline \end{array}$$

$$\begin{array}{r} 4 \\ + 3 \\ \hline \end{array}$$

$$\begin{array}{r} 6 \\ - 2 \\ \hline \end{array}$$

$$\begin{array}{r} 9 \\ - 0 \\ \hline \end{array}$$

$$\begin{array}{r} 5 \\ - 5 \\ \hline \end{array}$$

$$\begin{array}{r} 3 \\ - 2 \\ \hline \end{array}$$

$$\begin{array}{r} 4 \\ - 4 \\ \hline \end{array}$$

$$\begin{array}{r} 3 \\ - 2 \\ \hline \end{array}$$

$$\begin{array}{r} 8 \\ - 7 \\ \hline \end{array}$$

Time for Time

Write the time on the line:

1.



_____ o'clock

2.



_____ o'clock

3.



_____ o'clock

Number Order

Write the number that comes in between the two given numbers.

1.

26 _____ 28

2.

22 _____ 24

3.

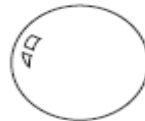
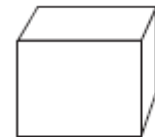
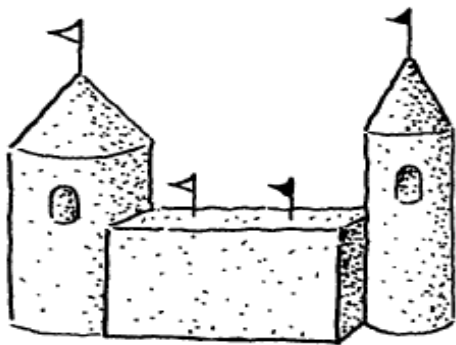
13 _____ 15

4.

29 _____ 31

Geometry

Circle the shapes that are used to make the sandcastle. Color in the sandcastle for fun!



Web Links

- Thinking Blocks for addition and subtraction problem solving
http://www.mathplayground.com/ThinkingBlocks/thinking_blocks_modeling%20_tool.html
- EduPlace Brain Teasers
http://www.eduplace.com/kids/mw/bt/bt_k.html