



Summer Math Program
Entering First Grade
Week 5



Fast Facts

See how many you can do in one minute!

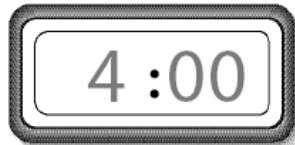
$\begin{array}{r} 3 \\ + 4 \\ \hline \end{array}$	$\begin{array}{r} 2 \\ + 1 \\ \hline \end{array}$	$\begin{array}{r} 4 \\ + 2 \\ \hline \end{array}$	$\begin{array}{r} 2 \\ + 5 \\ \hline \end{array}$	$\begin{array}{r} 5 \\ + 0 \\ \hline \end{array}$	$\begin{array}{r} 7 \\ + 2 \\ \hline \end{array}$	$\begin{array}{r} 3 \\ + 3 \\ \hline \end{array}$
---	---	---	---	---	---	---

$\begin{array}{r} 6 \\ - 4 \\ \hline \end{array}$	$\begin{array}{r} 2 \\ - 0 \\ \hline \end{array}$	$\begin{array}{r} 5 \\ - 1 \\ \hline \end{array}$	$\begin{array}{r} 7 \\ - 5 \\ \hline \end{array}$	$\begin{array}{r} 4 \\ - 2 \\ \hline \end{array}$	$\begin{array}{r} 3 \\ - 3 \\ \hline \end{array}$	$\begin{array}{r} 1 \\ - 0 \\ \hline \end{array}$
---	---	---	---	---	---	---

Time for Time

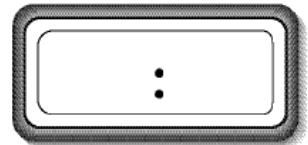
Read the clock. Write the time two ways.

1.



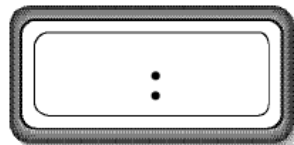
4 o'clock

2.



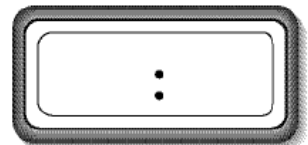
_____ o'clock

3.



_____ o'clock

4.



_____ o'clock

Measuring Length

Measurement: Length in Centimeters (II)

Name _____ Date _____

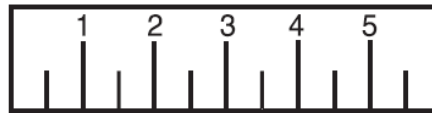
Write the number of centimeters.



_____ centimeters



_____ centimeters



_____ centimeters



_____ centimeters





_____ centimeters

Place Value

Show and write the tens and the ones.



Write the number.

1. **Workmat 5**

Tens	Ones
	

2 tens
7 ones
27
twenty-seven



2. **Workmat 5**

Tens	Ones
	

_____ tens
_____ ones

thirty-five



3. **Workmat 5**

Tens	Ones
	

_____ tens
_____ ones

forty-nine

4. **Workmat 5**

Tens	Ones
	

_____ tens
_____ ones

forty-one

Web Links

- Kitten Match
http://www.mathplayground.com/ASB_KittenMatch.html
- Extra Practice for Number Concepts, Operations, and Graphing
http://www.eduplace.com/kids/mw/practice/1/ep1_01.html